


Five standard Seal types



Snap-on Seals
Placed over the overlapping strap ends either during or after tensioning the strapping. Eliminates pre-threading. Speeds the strapping operation.




Thread-on Seals
Must be threaded over the overlapping strap ends before the tensioning tool is applied. Generally used on bales, bundles and the larger strap sizes.



Open-flange Seals
Heavy-duty version of the snap-ons. Requires pre-threading.



Push-type Seals
Used where strap is tensioned by butting the nose of the tensioner against the seal. Overlapping flanges withstand the higher stress.



Nestack Seals
Held together by interlocking nibs. This Signode development permits

loading partial stacks into magazines of seal feed Combination tools and Power Strapping Machines.

Special Purpose Seals

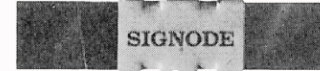
Signature Seals
Permits you to identify your shipments and display your name or trademark on every package or speed handling by coding your products according to size, type, units, etc. Signode includes a free design service with these Seals.

* Signature Seals are available at additional cost, subject to minimum quantity.




Standard Seal Types / Steel

Basic Seal joint types




Notch-joint



Reverse joint

Notch-Joint

One way to lock strap ends is to press, or "Notch" the seal and the strapping it joins to form tabs at the edges. These tabs are bent down (regular) or bent up (reverse). The strength of the notch-joint comes from the mechanical interlock between the seal and the strapping. Notch-joints are typically used on waxed strapping in packaging and unitizing applications



Crimp-Joint

Another way to seal the ends of strapping is to press, or "Crimp" undulations into the seal and strapping ends. The strength of crimp-joint comes from the deformed seal creating high frictional forces. Crimp joints produce high static and dynamic joint strengths and are used on applications like car loading, where the strapped load is subjected to severe impact.



Sealless joint

Sealless joint can be made with Signode manual or pneumatic combination tools. Sealless joints do not require the use of metal seals and provide static joint strength equivalent to Notch-type joints.

SEALS SPECIFICATIONS

Seal Name	Seal Type	Joint Type	Seal Length MM	Seal Thickness MM	Standard Pack No. Of Seals / Box	Standard Pack Weight in Kgs.	Strap Size * (Width) MM
12 C	Snap-on	Double Notch	27.76 +/- 0.38	0.36 + 0.04 - 0.00	5000	10.5	12.70
12 SPC	Push	Single Notch	21.84 +/- 0.38	0.61 + 0.15 - 0.00	5000	19	12.70
58 AMP	Nestack	Double Notch	28.58 +/- 0.25	0.43 + 0.10 - 0.00	6000	22	15.88
58 C	Snap-on	Double Notch	31.75 +/- 0.38	0.43 + 0.10 - 0.00	3000	11	15.88
58 TCH	Push	Double Notch	31.75 +/- 0.38	0.61 + 0.15 - 0.00	2500	15.5	15.88
34 AMP	Nestack	Double Notch	28.58 +/- 0.25	0.51 + 0.19 - 0.00	6000	22	19.05
34 C	Snap-on	Double Notch	31.75 +/- 0.41	0.43 + 0.10 - 0.00	3000	13	19.05
34 HCOF	Snap-on	Double Notch	57.15 +/- 0.38	0.76 + 0.15 - 0.00	1000	15	19.05
34 PNSC	Push	Single Notch	26.59 +/- 0.38	0.61 + 0.15 - 0.00	3000	20	19.05
34 HOC	Push	Double Notch	57.15 +/- 0.38	0.89 + 0.15 - 0.00	1000	21	19.05
34 M	Nestack	Double Notch	50.80 +/- 0.25	1.10 + 0.10 - 0.00	2000	38	19.05
114 A	Nestack	Double Notch	38.10 +/- 0.25	0.76 + 0.15 - 0.00	1750	24	31.75
114 M	Nestack	Double Notch	50.83 +/- 0.25	1.10 + 0.10 - 0.00	1000	27	31.75
114 OF	Snap-on	Double Notch	57.15 +/- 0.38	0.76 + 0.15 - 0.00	500	12	31.75
114 P	Push	Double Notch	57.15 +/- 0.38	0.89 + 0.15 - 0.00	500	16	31.75
117 H	Push	Double Notch	74.60 +/- 0.38	1.07 + 0.20 - 0.00	400	18	31.75

* Strap size mentioned as a reference for corresponding seal. Only for Guidance. However depending on the application these may differ.